

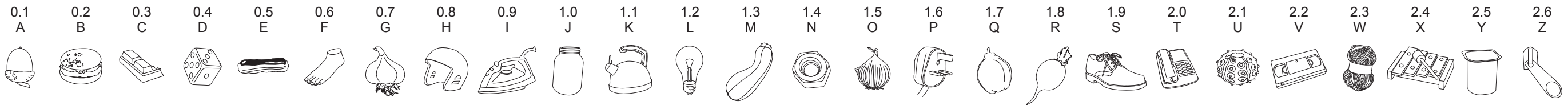
THE MONTHLY SCULPTURES DETERMINED BY THE DAILY QUANTIFICATION RECORDS

EACH DAY DATA IS COLLECTED ABOUT THE ARTIST'S EVERYDAY ACTIVITIES ON THE DAILY QUANTIFICATION RECORDS
 AT THE END OF EACH MONTH THE DATA IS COMPILED TO GIVE AN AVERAGE DAY FOR THAT MONTH, JANUARY FOR EXAMPLE
 THIS AVERAGE DAY DATA IS THEN APPLIED TO THREE DIFFERENT SYSTEMS TO GIVE THE FORM, COLOUR AND VOLUME OF THE JANUARY SCULPTURE



SYSTEM ONE

THIS DICTATES THE FORM THAT THE SCULPTURE WILL TAKE AND IS DEPENDENT ON THE AVERAGE NUMBER OF ALCOHOLIC BEVERAGES CONSUMED BY THE ARTIST EACH DAY IN THE MONTH



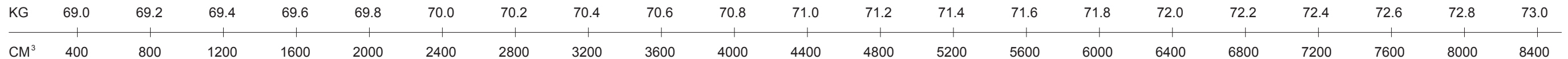
SYSTEM TWO

THIS DICTATES THE COLOUR THAT THE SCULPTURE WILL BE AND IS DEPENDENT ON THE AVERAGE NUMBER OF SWEAR WORDS UTTERED BY THE ARTIST EACH DAY IN THE MONTH

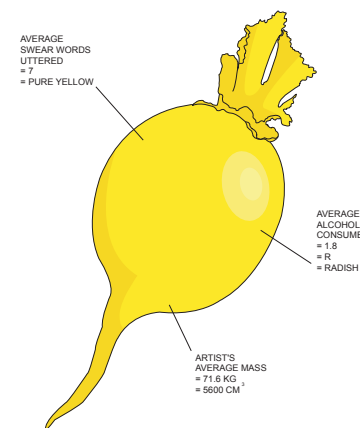


SYSTEM THREE

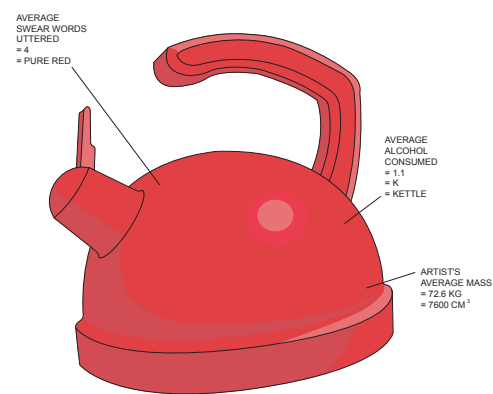
THIS DICTATES THE VOLUME THAT THE SCULPTURE WILL BE AND IS DEPENDENT ON THE AVERAGE MASS OF THE ARTIST EACH DAY IN THE MONTH



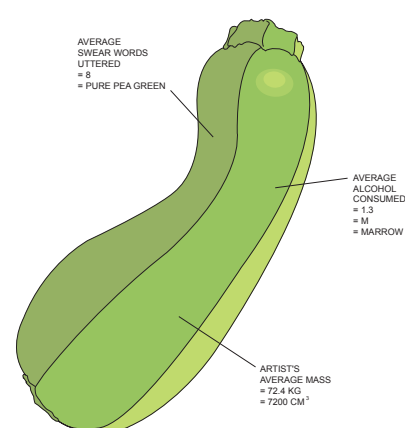
THE JANUARY SCULPTURE



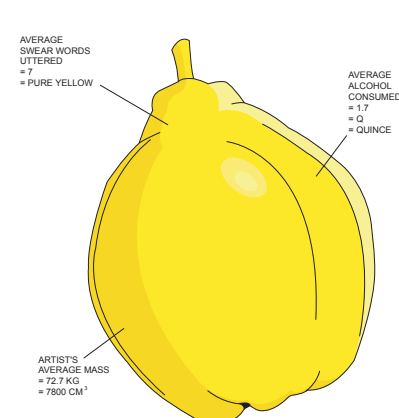
THE FEBRUARY SCULPTURE



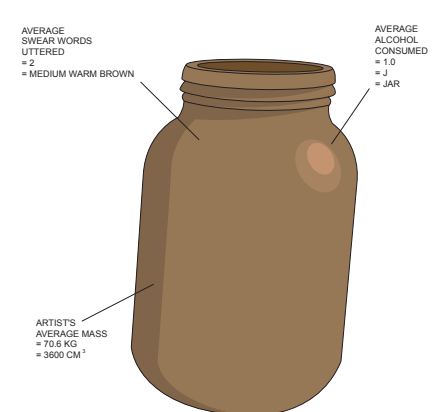
THE MARCH SCULPTURE



THE APRIL SCULPTURE



THE MAY SCULPTURE



THE JUNE SCULPTURE

